

SAGAR SOYA PRODUCTS LIMITED

CIN: L15141MH1982PLC267176

Regd. Office: 32, Yyapar Bhavan, 49, P.D. Mello Road, Mumbai, Maharashtra-400009
Visit us at: www.sagarsoyaproducts.com Email: compliance.ssp@gmail.com
Tel. 022-32997884 / 9699197884

Date: 12th Novemver, 2020

To,
Department of Corporate Service (DCS-CRD),
Bombay Stock Exchange Limited
Phiroze Jeejeebhoy Towers,
Dalal Street, Fort,
Mumbai - 400 001.

Sub.: Approval of Un- Audited Financial Results for the quarter ended 30th September, 2020 in pursuance of Regulation 33 (3) of the Listing Obligation and Disclosure Requirement Regulation 2015.

Dear Sir,

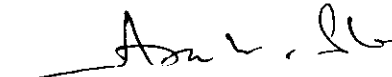
With reference to above captioned subject, we hereby submit you the Un- Audited Financial results along with Limited Review Report duly approved by the Board and reviewed by the auditors for the quarter ended 30th September, 2020.


Kindly take the same on your record and acknowledge receipt of the same.

Thanking You,

Yours truly,

For SAGAR SOYA PRODUCTS LIMITED


ARUN KUMAR SHARMA
DIRECTOR
DIN - 00369461



C.P. JARIA & CO.

CHARTERED ACCOUNTANTS

M-28, SUPER TEX TOWER,
OPP. KINNARY CINEMA,
RING ROAD, SURAT-395002.
PH: 2343289, 2343288
Email: cpjaria@gmail.com

UDIN : 20112020AAAAEL2223

LIMITED REVIEW REPORT

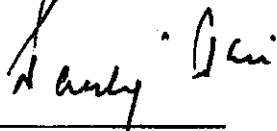
To,
Board of Director
Sagar Soya Products Limited

We have reviewed the accompanying statement of standalone unaudited financial results* of **SAGAR SOYA PRODUCTS LIMITED** for the quarter/half year ended **September, 2020**. This statement is the responsibility of the Company's Management and has been approved by the Board of Directors. Our responsibility is to issue a report on these financial statements based on our review.


We conducted our review in accordance with the Standard on Review Engagement (SRE) 2410 "Review of Interim Financial Information performed by the Independent Auditor of the Entity", - issued by the Institute of Chartered Accountants of India. This standard requires that we plan and perform the review to obtain moderate assurance as to whether the financial statements are free of material misstatement. A review is limited primarily to inquiries of company personnel and analytical procedures applied to financial data and thus provide less assurance than an audit. We have not performed an audit and accordingly, we do not express an audit opinion.

Based on our review conducted as above, nothing has come to our attention that causes us to believe that the accompanying statement of unaudited financial results prepared in accordance with applicable accounting standards and other recognized accounting practices and policies has not disclosed the information required to be disclosed in terms of Regulation 33 of the SEBI (Listing Obligations and Disclosure Requirements) Regulations, 2015 including the manner in which it is to be disclosed, or that it contains any material misstatement.

For C.P. Jaria & Co
Chartered Accountants



PANKAJ KUMAR JAIN
M.No.112020
FRN 104058W



Date: 12/11/2020

Place: Surat

SAGAR SOYA PRODUCTS LIMITED

CIN: L15141MH1982PLC267176

ADDRESS 32, Vyapar Bhawan, 9, P.D.Mello Road, Mumbai

Statement of Standalone Unaudited Results for the Quarter and half year ended 30/09/2020

Rs. in Lakhs


Particulars	Quarter Ended			Six Month Ended		Previous Year Ended
	30/09/2020 (Un-Audited)	30/06/2020 (Un-Audited)	30/09/2019 (Un-Audited)	30/09/2019 (Un-Audited) As	30/09/2019 (Un-Audited) As	31/03/2020 (Audited)
I Revenue from Operations	0.00	0.00	0.00	0.00	0.00	0.00
II Other Income	10.88	16.00	24.22	26.66	48.38	82.43
III Total Revenue (I+II)	10.88	16.00	24.22	26.66	48.38	82.43
IV Expenses						
a) Cost of Material Consumed	0.00	0.00	0.00	0.00	0.00	0.00
b) Purchase of Stock in trade	0.00	0.00	0.00	0.00	0.00	0.00
c) Changes in inventories of finished goods, Work in progress and stock in trade	0.00	0.00	0.00	0.00	0.00	0.00
d) Employee benefits expenses	0.98	0.99	1.28	1.97	2.37	6.13
e) Finance Cost	0.00	0.00	0.00	0.00	0.00	0.00
f) Depreciation and amortisation expenses	4.02	3.98	4.75	8.00	9.46	18.84
g) Other expenses	1.49	0.50	2.03	1.99	5.90	26.94
Total Expenses (IV)	6.49	5.47	8.06	11.96	17.72	50.91
V Profit/(loss) before exceptional items and tax (III-IV)	4.17	10.53	16.16	14.70	30.64	31.52
VI Exceptional Items	0.00	0.00	0.00	0.00	0.00	0.00
VII Profit/(loss) Before Tax (V-VI)	4.17	10.53	16.16	14.70	30.64	31.52
VIII Tax expense						
a) Current Tax	0.00	0.00	0.00	0.00	0.00	0.00
b) Deferred Tax	0.00	0.00	0.00	0.00	0.00	0.00
IX Profit/ (Loss) for the period from continuing operations (VII-VIII)	4.17	10.53	16.16	14.70	30.64	31.52
X Profit/ (Loss) from discontinued operations	0.00	0.00	0.00	0.00	0.00	0.00
XI Tax expense of discontinued operations	0.00	0.00	0.00	0.00	0.00	0.00
XII Profit/ (Loss) from discontinuing operations (after tax) (X-XI)	0.00	0.00	0.00	0.00	0.00	0.00
XIII Profit/ (Loss) for the period (IX+XII)	4.17	10.53	16.16	14.70	30.64	31.52
XIV Other Comprehensive Income						
A. (i) Items that will not be reclassified to profit or loss	0.00	0.00	0.00	0.00	0.00	0.00
(ii) Income tax relating to items that will not be reclassified to profit or loss	0.00	0.00	0.00	0.00	0.00	0.00
B. (i) Items that will be reclassified to profit or loss	0.00	0.00	0.00	0.00	0.00	0.00
(ii) Income tax relating to items that will be reclassified to profit or loss	0.00	0.00	0.00	0.00	0.00	0.00
XV Total Comprehensive Income for the period (XIII+XIV) comprising Profit (Loss) and Other comprehensive income for the period	0.00	0.00	0.00	0.00	0.00	0.00
XVI Earning per equity share (for continuing operation):						
(1) Basic	1.42	3.60	5.52	5.02	10.47	10.77
(2) Diluted	1.42	3.60	5.52	5.02	10.47	10.77
XVII Earning per equity share (for discontinued operation):						
(1) Basic	0.00	0.00	0.00	0.00	0.00	0.00
(2) Diluted	0.00	0.00	0.00	0.00	0.00	0.00
XVIII Earning per equity share (for discontinued & continuing operation):						
(1) Basic	1.42	3.60	5.52	5.02	10.47	10.77
(2) Diluted	1.42	3.60	5.52	5.02	10.47	10.77

Notes-

- The above results were reviewed by the Audit Committee and have been taken on record by the Board of Directors of the Company at their meeting held on 12th November, 2020.
- The Standalone unaudited Financial Results for the Quarter ended 30.09.2020 are unaudited and the Statutory Auditors have carried out a Limited Review Report.
- The Company's Operation consists only one segment; hence Segment reporting under AS17 is not applicable.
- Previous year figures have been regrouped or reclassified wherever necessary.

By Order of the Board
For Sagar Soya Products Ltd

Name: Arun Kumar Sharma
Director
DIN NO: 00369461



Place: Mumbai
Date: 12/11/20

Statement of Standalone Assets & Liabilities of Sagar Soya Products Ltd

Standalone/Consolidated Statement of Assets & Liabilities	Amount in Rs	
	As at year ended 30/09/2020	As at year ended 31/03/2020
	UN-AUDITED	AUDITED
PARTICULARS		
ASSETS		
1. Non-current assets		
(A) Property, Plant and Equipment	10188763.00	10988398.00
(B) Capital work-in-progress	0.00	0.00
(C) Investment Property	0.00	0.00
(D) Goodwill	0.00	0.00
(E) Other Intangible assets	0.00	0.00
(F) Intangible assets under development	0.00	0.00
(G) Biological Assets other than bearer plants	0.00	0.00
(H) Financial Assets		
(i) Investments	1977500.00	1977500.00
(ii) Trade receivables	0.00	0.00
(iii) Loans	0.00	0.00
(I) Deferred tax assets (net)	0.00	0.00
(j) Other non-current assets	0.00	0.00
2. Current assets		
(A) Inventories	0.00	0.00
(B) Financial Assets		
(i) Investments	0.00	0.00
(ii) Trade receivables	0.00	0.00
(iii) Cash and cash equivalents	13358449.00	8248246.00
(iv) Bank balances other than (iii) above	0.00	0.00
(v) Loans	2994844.00	6495909.00
(vi) Others (to be specified)	0.00	0.00
(C) Current Tax Assets (Net)	0.00	0.00
(I) Other current assets	222358.00	167600.00
Total Assets	28741114.00	27877653.00
EQUITY AND LIABILITIES		
1. Equity		
(A) Equity Share capital	2925840.00	2925840.00
(B) Other Equity	7319549.00	5849107.00
2. Liabilities		
(I) Non-current liabilities		
(A) Financial Liabilities		
(i) Borrowings	17176943.00	17176943.00
(ii) Trade payables	0.00	0.00
(iii) Other financial liabilities	0.00	0.00
(B) Provisions	0.00	0.00
(C) Deferred tax liabilities (Net)	0.00	0.00
(D) Other non-current liabilities	0.00	0.00
(II) Current liabilities		
(A) Financial Liabilities		
(i) Borrowings	0.00	0.00
(ii) Trade payables	0.00	0.00
(iii) Other financial liabilities	0.00	0.00
(B) Other current liabilities	1318782.00	1925763.00
(C) Provisions	0.00	0.00
(d) Current Tax Liabilities (Net)	0.00	0.00
Total Equity and Liabilities	28741114.00	27877653.00



SAGAR SOYA PRODUCTS LIMITED

UNAUDITED CASH FLOW STATEMENT FOR THE PERIOD ENDED ON 30 SEPTEMBER 2020

Particulars		
	30-Sep-20	30-Sep-19
A. CASH FLOW FROM OPERATING ACTIVITY		
Profit before Taxation	1470442	3063758
Adjustment for:		
Depriciation	799635	944634
Operating Profit before working capital changes	2270077	4008392
Changes in working capital :-		
Increase/(Decrease) in trade payables	0	0
Increase/(Decrease) in other current liabilities	(606981)	1016561
Increase/(Decrease) in short term provision	0	0
Increase/(Decrease) in other Long-term borrowings	0	0
Increase/(Decrease) in other short-term borrowings	0	0
(Increase)/Decrease in trade receivables	0	0
(Increase)/Decrease in inventories	0	0
(Increase)/Decrease in other Assets	(54758)	(3633)
(Increase)/Decrease in Long Term loans and advances	0	0
(Increase)/Decrease in Short Term loans and advances	3501865	(1871784)
Increase/(Decrease) in Deffered tax	0	0
Increase/(Decrease) In last year provision	0	0
Cash generated from Operations	2840126	(858856)
Less:- Taxes paid (For previous year)	5110203	3149536
Net Cash generated from operations before extraordinary Items	0	0
Extraordinary items	5110203	3149536
Net Cash generated from operating activities	(A) 5110203	3149536
B. CASH FLOW FROM INVESTING ACTIVITY		
Fixed Asset (Purchased) Sold	0	0
Net Cash generated from Investing activities	(B) 0	0
C. CASH FLOW FROM FINANCING ACTIVITY		
(Increase)/ Decrease investments	0	0
Loss on sale of Investments	0	0
Share capital including Share premium	0	0
Net Cash generated from Financing activities	(C) 0	0
Net Increase/(Decrease) in cash and cash equivalents (A+B+C)	5110203	3149536
CASH & CASH EQUIVALENTS, ON 31.03.20 (31.03.19)	8248246	35724519
CASH & CASH EQUIVALENTS, AT THE END OF 30.09.20 (30.09.19)	13358449	38874055

Note:

The above Cash Flow Statement has been prepared under the "Indirect Method" as set out in the IAS - 7 on "Cash Flow Statements".



SAGAR SOYA PRODUCTS LIMITED

CIN: L15141MH1982PLC267176


ADDRESS 32, Vyapar Bhawan, 9, P.D.Mello Road, Mumbai

Un-audited Financial Results for the Quarter and Half Year ended 30.09.2020

(Rs. In Lakhs)

Sr. No.	Particulars	Quarter ending 30.09.2020	Half Year ended (30.09.2020) (Year to date Figures/Previous Year ending)	Quarter ending 30.09.2019
		Un-Audited	Un-Audited	Un-Audited
1	Total Income from Operations	0.00	0.00	0.00
2	Net Profit / (Loss) for the period (before Tax, Exceptional and/or Extraordinary Items)	4.17	14.70	16.16
3	Net Profit / (Loss) for the period before tax (after Exceptional and/or Extraordinary items)	4.17	14.70	16.16
4	Net Profit / (Loss) for the period after tax (after Exceptional and/or Extraordinary items)	4.17	14.70	16.16
5	Total Comprehensive Income for the period [Comprising Profit / (Loss) for the period (after tax) and Other Comprehensive Income (after tax)]	4.17	14.70	16.16
6	Equity Share Capital	29.26	29.26	29.26
7	Reserves (excluding Revaluation Reserve) as shown in the Audited Balance Sheet of the previous year	58.49	58.49	26.97
8	Earnings Per Share (of Rs. 10/- each) (for continuing and discontinued operations) -			
	(a) Basic	1.42	5.02	5.52
	(b) Diluted	1.42	5.02	5.52

Note : The above is an extract of the detailed format of Quarterly/Annual Financial Results filed with the Stock Exchanges under Regulation 33 of

By Order of the Board
For Sagar Soya Products LtdName Arun Kumar Sharma
Director
DIN NO: 00369461Place : Mumbai
Date - 12/11/20